

Facia plate installation kit for:

HONDA

Model: CR-V; HR-V; Jazz;

Year: 2015>

Kit content: Two USB Connector


Compatibility:

Customer code: CA-IW-HON.002




INSTALLATION MANUAL

1



1 After the dashboard disassembly, take the two USB connectors supplied that must be connected to these two radio connectors.

2




2 Connect the two USB connectors.
Pay attention to the indications printed on the label.

The green one must be connected to the green radio connector.

The grey one must be fitted to the other radio connector, the grey one.

3



3 Connect the two USB connectors to the USB connectors of the head unit.

USB ports are now connected.