

Descrizione Tecnica / Technical Description:

	Min	Max
Range d'intervento / Operating Input voltage range	7 Vdc	12 Vdc
Tensione d'uscita operativa / Operating Output voltage	12 Vdc*	
Corrente in uscita / Permanent Out current	5A dc continuous Up to 10A for 6 seconds	
Corrente in uscita massima sottochiave/ Key Out current	100 mA	
Consumo in standby / Standby consumption	< 5 mA	
Assorbimento sottochiave ingresso / Key In consumption	< 1 mA	
Potenza massima in uscita / Max output power	120 W	
Efficienza / Efficiency	-	90%
Protezione sovracorrente/corto circuito / Overcurrent/Short protection	SÌ/YES (EXT FUSE)	
Protezione inversione polarità / Polarity reversal protection	SÌ/YES (EXT FUSE)	
Temperatura d'esercizio / Operating Temperature	-40°C ÷ +85°C	
Dimensioni / Dimensions	75x25x55mm	
Peso / Weight	300g	
Certificazioni / Certifications	E24(NSAI) approved according to R10-04	

*Il circuito opera nel range della tensione di ingresso compreso fra 7V e 12V. Fuori da questo intervallo non risulta operativo e la tensione d'uscita segue quella di ingresso meno 0.6V. L'uscita sottochiave è condizionata dallo stato dell'ingresso sottochiave e dallo stato di funzionamento del regolatore (vedi grafici a pag 2), ed è disponibile come segnale per l'autoradio.

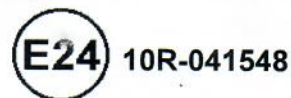
*The circuit only operates in a range of input voltage going from 7V to 12V. Outside this range the circuit stops to operate and the output voltage follows the input voltage minus 0.6V. The Key Out signal is conditioned by the status of the Key In and by the operating state of the regulator (see graphics on page 2), and it is available as a signal for the car stereo.

Il cablaggio in dotazione permette di collegare:

- GIALLO/ROSSO: ingresso 7÷12Vdc (Permanent In)
- BLU: ingresso sottochiave a 7÷9Vdc (Key In)
- GIALLO: uscita a 12Vdc (Permanent Out)
- ROSSO: uscita sottochiave a 12V (Key Out)
- NERO + NERO: GND (internamente collegati)

This harness allows to connect:

- YELLOW/RED: 7÷12Vdc input (Permanent In)
- BLUE: 7÷9Vdc input ignition key (Key In)
- YELLOW: 12Vdc output (Permanent Out)
- RED: 12V output key (Key Out)
- BLACK + BLACK: GND (both internally shorted)

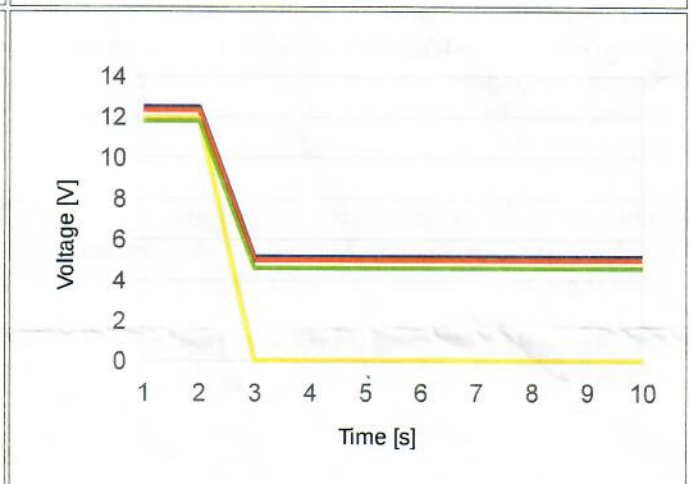
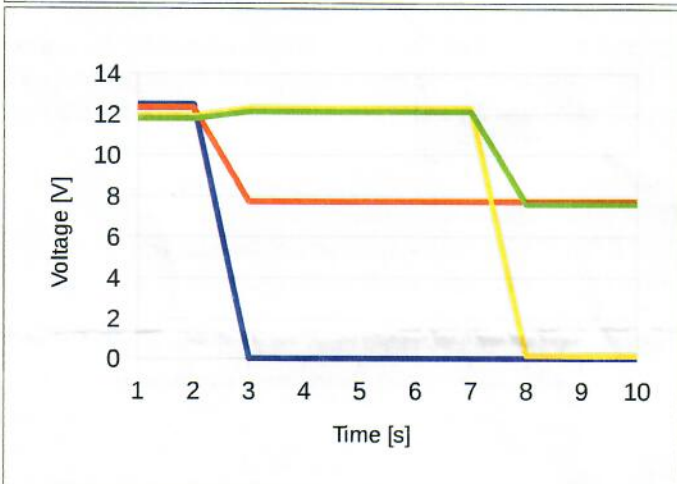
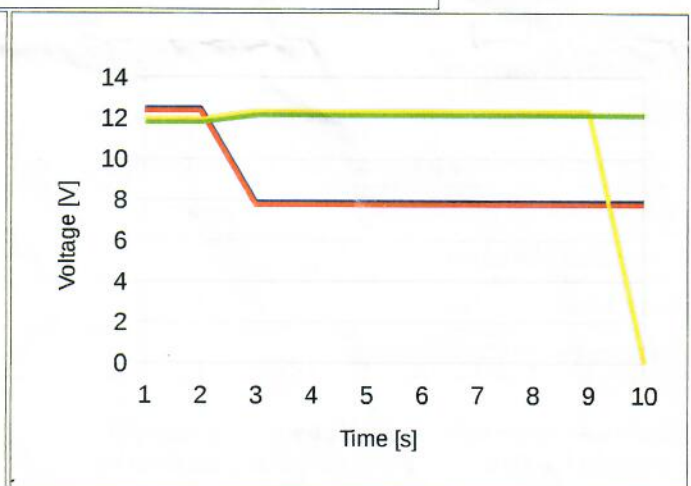
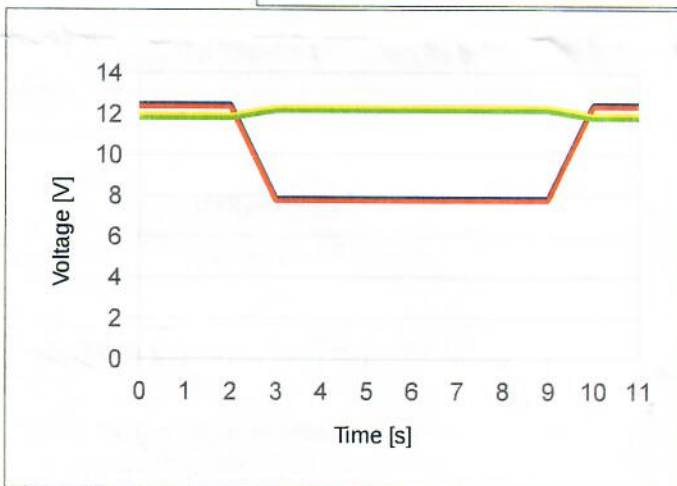
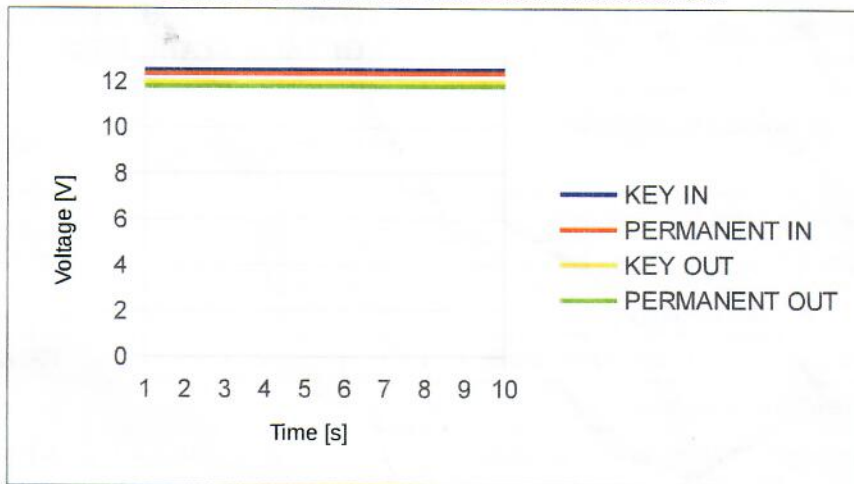


Per.Pic. Technik Kabel will reserve to make technical changes to the device without notice.

All installation work must be performed by a qualified professional installer only.

The manufacturer / dealer is not liable for any kind of incidental or indirect damages.

Grafici di funzionamento / Functional charts



Nota: i tempi di discesa sono puramente indicativi
I grafici mostrano il comportamento di default; sono disponibili versioni personalizzate per quanto riguarda la gestione dei tempi delle uscite.

Note: Fall times is purely indicative
The charts show the default behavior; customized versions are available with regard to the management of the timing of the outputs.

Per.Pic. Technik Kabel will reserve to make technical changes to the device without notice.

All installation work must be performed by a qualified professional installer only.

The manufacturer / dealer is not liable for any kind of incidental or indirect damages.

Version 2.0 Written on 25 sept 2014