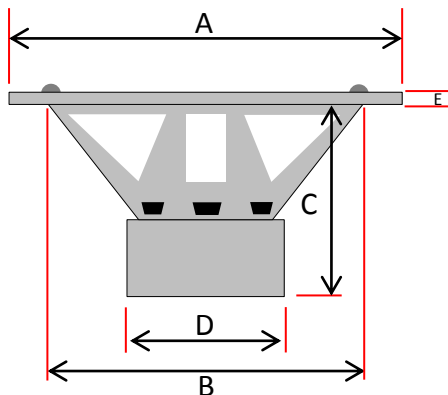




## TECHNICAL SPECIFICATIONS

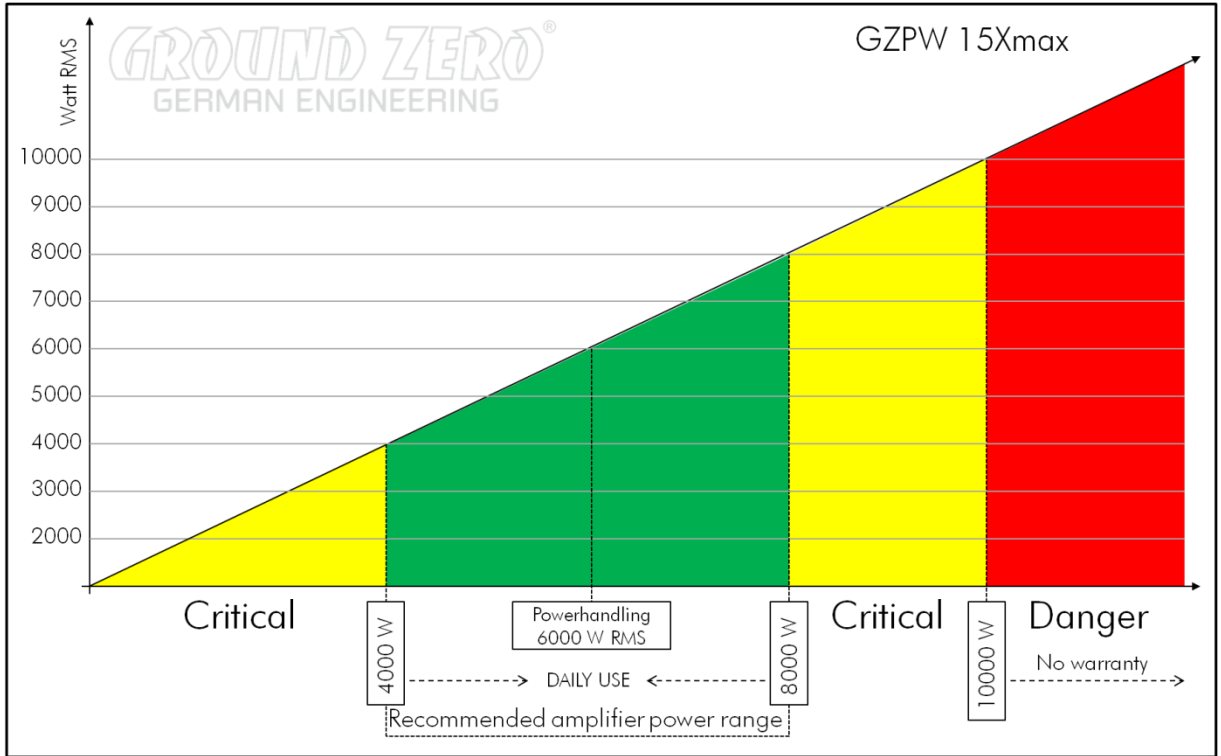
Product name	GZPW 15Xmax	Gasket	-
Product type	Subwoofer chassis	Terminal	10 mm <sup>2</sup> / 7 AWG wire
Diameter	392 mm / 15.43"	Power handling	6000 WRMS
Mounting diameter	358 mm / 14.09"	Impedance	2 x 1 Ohm
Mounting depth	313 mm / 12.32"	Re	2 Ohm
Magnet dimension	4x 250 x 20 mm	Res	5.57 Ohm
Total weight	45 KG	FS	33.3 Hz
Voice coil diameter	100 mm / 4" flat wire	Qms	6.022
Voice coil winding height	80 mm / 3.15"	Qes	0.477
Voice coil wire material	CCA	Qts	0.442
Voice coil former material	Aluminum	Rms	24.626 kg/s
Top plate height	35 mm / 1.38"	Cms	0.032 mm/N
Linear excursion (one direction)	22.5 mm / 0.89"	Mms	709.6 gr
Effective Xmax	80 mm / 3.15"	BL	23.4 N/A
Top Plate and T-Yoke color	Black machined	SPL (1w/1m)	85 dB
Basket material	Aluminum cast	VAS	22.81 L / 0.81 cu.ft
Basket color	Red	Le	1.6 mH
Spider	4x Progressive Nomex	Recommended freq. response	20 – 60 Hz
Surround	High roll 3-layer sandwich foam	Recommended amplifier power	4000 – 8000 WRMS @20hm / 0,5 Ohm
Cone	Aluminum	Sound Quality	☺☺☺☺ (max. ☺☺☺☺☺☺)
Dustcap	Aluminum	SPL Competition	☺☺☺☺☺ (max. ☺☺☺☺☺☺)
Magnetcover	Rubberboot	Low bass performance 20-50Hz	☺☺☺☺☺☺ (max. ☺☺☺☺☺☺)
		Mid bass performance 50-80Hz	☺☺☺☺ (max. ☺☺☺☺☺☺)



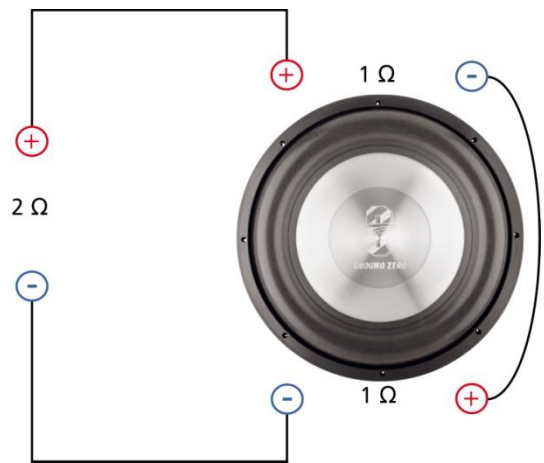
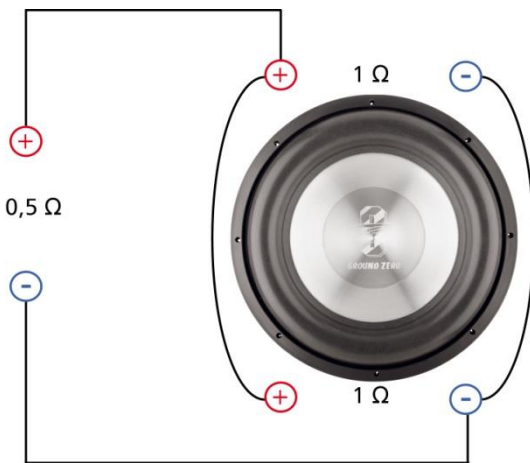
A	392 mm / 15.43"
B	358 mm / 14.09"
C	313 mm / 12.32"
D	250 mm / 9.8"
E	10 mm / 0.39"



AMPLIFIER RECOMMENDATION



WIRING



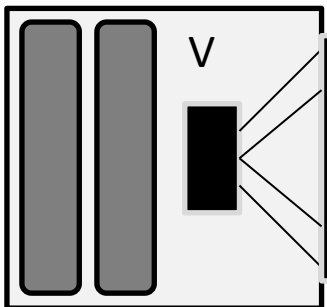
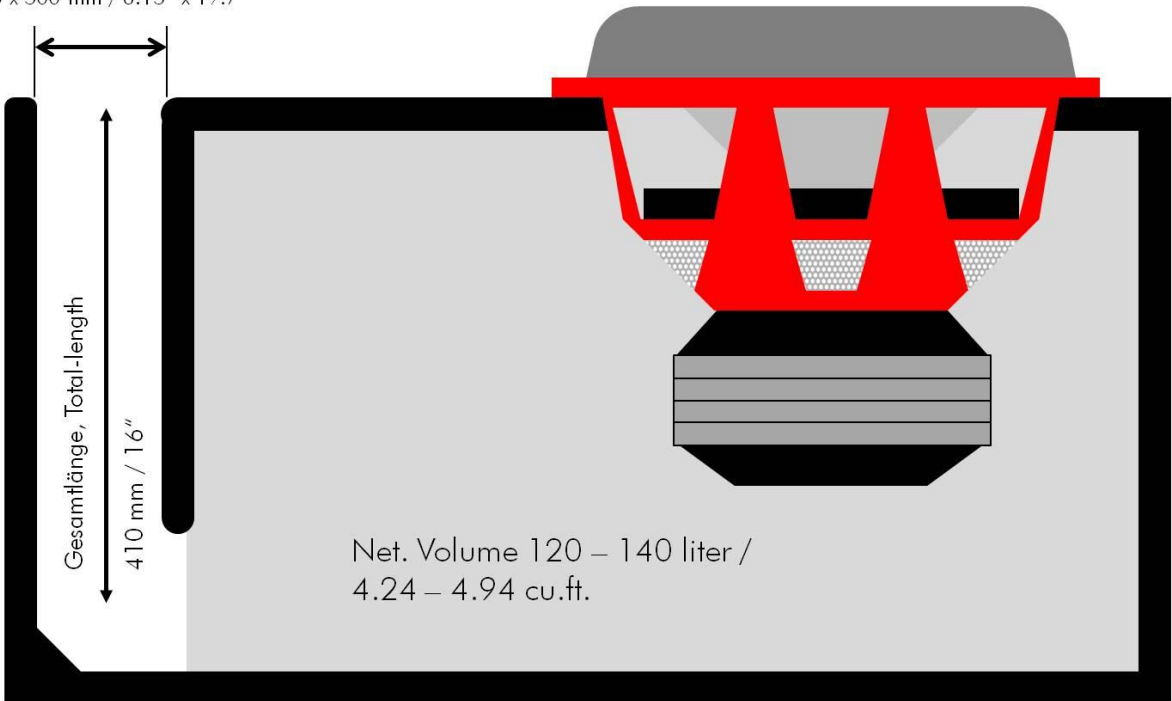
**BOX RECOMMENDATION**

**Big size vented box**

V: 120 – 140 L / 4.24 – 4.94 cu.ft  
 D: 400 cm<sup>2</sup> / 62 inch<sup>2</sup>  
 L: 410 mm / 16"

No damping

~ 400cm<sup>2</sup> / 62 inch<sup>2</sup>  
 Beispiele / Examples:  
 - 100 x 400 mm / 4" x 15.7"  
 - 90 x 450 mm / 3.54" x 17.7"  
 - 80 x 500 mm / 3.15" x 19.7"



**Small size sealed box**

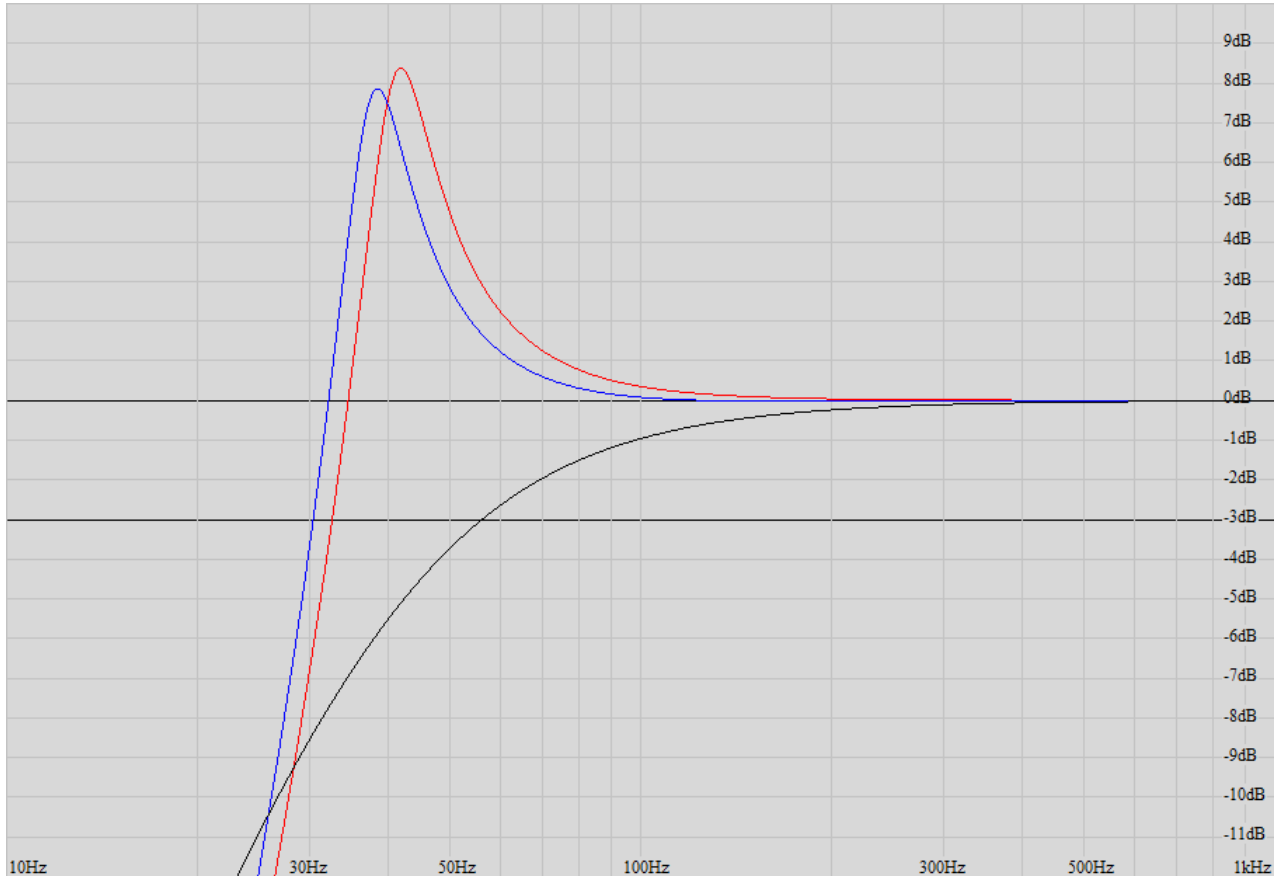
40 L / 1.41 cu.ft  
 Qtc 0.55

40 - 60% polyester wool

Die hier aufgeführten Gehäusevorschläge sind nur einige, der möglichen Varianten.  
 Bitte beachten Sie zudem, dass die finale Abstimmung, speziell die Port Längen je nach Fahrzeug und eigenem Geschmack variiert werden sollte.  
*Above-mentioned enclosure recommendations are just a few possible variations.  
 Please note that you should find the perfect tuning, especially port length, based on your car and own taste.*



BOX RECOMMENDATION



Curve	Type	Volume	F3/ Qtc
Red	Vented	120 L / 4.24 cu.ft	32.6 Hz
Blue	Vented	140 L / 4.94 cu.ft	30 Hz
Black	Sealed	40 L / 1.41 cu.ft	55 Hz (F6: 38 Hz) / 0.38

Die hier aufgeführten Gehäusevorschläge sind nur einige, der möglichen Varianten.  
 Bitte beachten Sie zudem, dass die finale Abstimmung, speziell die Port Längen je nach Fahrzeug und eigenem Geschmack variiert werden sollte.  
*Above-mentioned enclosure recommendations are just a few possible variations.  
 Please note that you should find the perfect tuning, especially port length, based on your car and own taste.*

