

# Installation Guide

## Steering wheel control Interface

### Mercedes Vito CAN-Bus 36 Way ISO

CA-R-MER.001AE



1 Remove original head unit.




2 Connect the blue/white twisted CAN-Bus wires labelled 'Pioneer CAN' to the relevant CAN gateway:




Remove carpet in passenger footwell compartment. The CAN gateway can be found under the under white foam.

3

Pioneer head unit




4



5

Car Connector

Steering Wheel Control Connector



6

Complete installation of the Pioneer head unit.



Pioneer