


- Nissan Primastar 2010->
- Opel Vivaro 2010->
- Renault Trafic 2010->


Compatible with these Pioneer double DIN devices

Pioneer Navigation




- (1) Mounting Frame left
- (2) Mounting Frame right
- (3) Facia Plate


Installation Manual Double DIN Kit




1. Remove frame surrounding head unit (see arrows)



2. Remove Display unit



3. Remove OEM head unit



3. Remove plastic to clear space for double DIN head unit



4. Mount brackets to fascia plate



5. Mount OEM display and double DIN head unit to fascia plate



6. Connect all required circuit points and push double DIN head unit / fascia plate into dashboard until it snaps in.

Reinstall everything in reverse order to finish installation

*All installation work must be performed by a qualified professional installer only.
The manufacturer / dealer is not liable for any kind of incidental or indirect damages.*