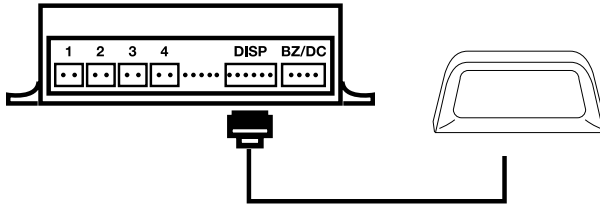
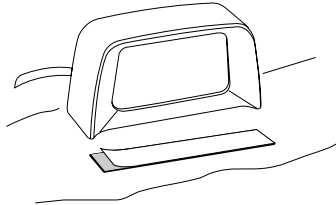


**ISTRUZIONI DI MONTAGGIO • MOUNTING INSTRUCTIONS**

- Mediante display segnala la distanza dell'ostacolo dal retro del veicolo e la sua posizione relativa (destra o sinistra).
- *By means of the display, the device signals the distance and the position (right or left) of the obstacle situated behind the rear-bumper.*
- *Au moyen du display, le dispositif signale la distance et la position (right=droite ou left=gauche) de l'obstacle près du pare-chocs postérieur.*
- *Anhand des Displays gibt die Vorrichtung den Abstand und die Position (Rechts oder Links) des Hindernisses an der rückwärtigen Stossstange bekannt.*
- *Mediante display señala la distancia del obstáculo y la posición (derecha e izquierda) en la parte trasera del vehículo.*

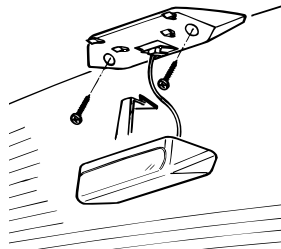
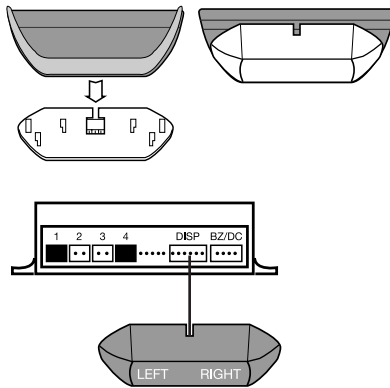
**6/912**

**Installazione a cruscotto**  
 Dashboard-installation  
 Armaturenbrett-Montage  
 Installation dans le tableau de bord  
 Instalación en el salpicadero

**6/910**

**Installazione a cruscotto**  
 Dashboard-installation  
 Armaturenbrett-Montage  
 Instalación en el salpicadero  
 Installation dans le tableau de bord

**Installazione a tetto**  
 Roof-installation  
 Installation de toit  
 Dach-Montage  
 Instalación de techo



**SEC**  
 distribuito da **Phonocar** S.p.A.  
 42100 REGGIO EMILIA (Italy)





# PARKING SENSORS DISPLAY

