

PS300-12

12" 300 Watt Powered Subwoofer

Installation  
Reference  
Sheet



## Features

### General Features

- Flexible mounting options (hardware included)
- Quick disconnect Power and Input connections for easy removal

### Woofer Features

- 12" High output woofer (application specific/optimized)
- Heavy-duty molded ABS slot-port enclosure (internally damped)
- Bass reinforcing protective "Loading Plate" (no grill needed)

### Amplifier Features

- True 300 Watt RMS proprietary power amplifier (closed loop optimized)
- Proprietary EQ/Compensation and fixed high order low-pass filter
- Intelligent auto turn on/off function
- Optional remote bass level control (0dB to +20dB)
- Separate line level and speaker level inputs (harness included)
- Custom extruded aluminum amplifier heat sink
- Thermal overload protection circuitry for maximum safe run time

## Specifications

### System Specifications

Frequency Response: .....28 - 90Hz  
 Power Rating (RMS/Max): .....300W / 600W  
 Enclosure Type: .....6th order vented  
 Enclosure Displacement: .....26.23l Liters / 0.9 cu.ft.  
 Net Weight: .....35.1 Lbs. / 15.92l Kg.  
 Dimensions (HxWxD): .....11.23"x21.18"x15.27"

### Woofer Specifications

Fs (Hz): .....36.3Hz  
 Re (Ohms): .....1.60Ω  
 SPL (db - 1W/1M): .....89dB  
 BL(T\*M): .....8.1  
 Xmax (mm): .....8.5mm  
 Sd (cm<sup>2</sup>): .....530  
 Magnet (oz): .....56oz.  
 Voice Coil (in): .....2.0"

### Amplifier Specifications

Input Sensitivity: .....150mV - 3.9V  
 Input Impedance: .....20kΩ  
 Low-Pass Filter: .....24dB/octave @ 90Hz  
 EQ: .....multi-pole cascadin circuitry  
 THD @ Rated Power: .....<0.10%  
 S/N Ratio: .....95.8dB  
 Fuse Rating: .....40A  
 Power Wire Input: .....up to 8AWG  
 LED Indicators: .....Power / Thermal

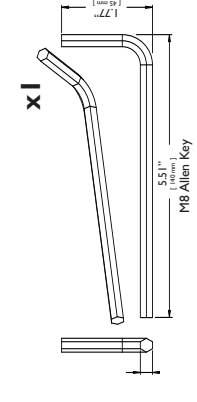
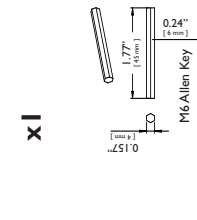
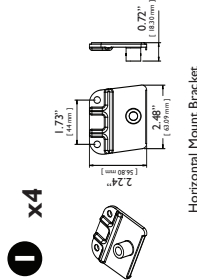
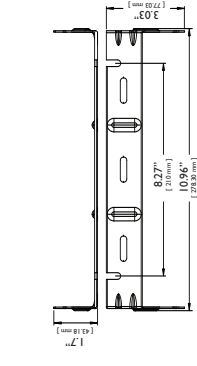
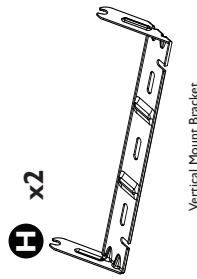
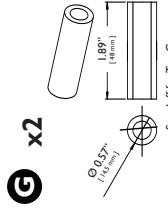
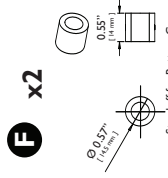
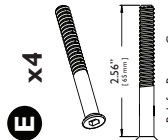
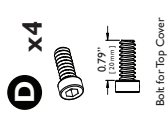
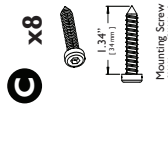
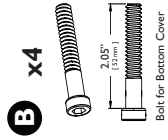
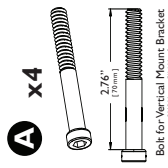
### Replacement Parts

Power Connector: .....(AP pack) 1130-55119-01  
 Hi-Level Input Harness: .....(AP pack) 1130-55119-01  
 Mounting Hardware: .....1130-55768-01  
 Subwoofer: .....1465-55501-01



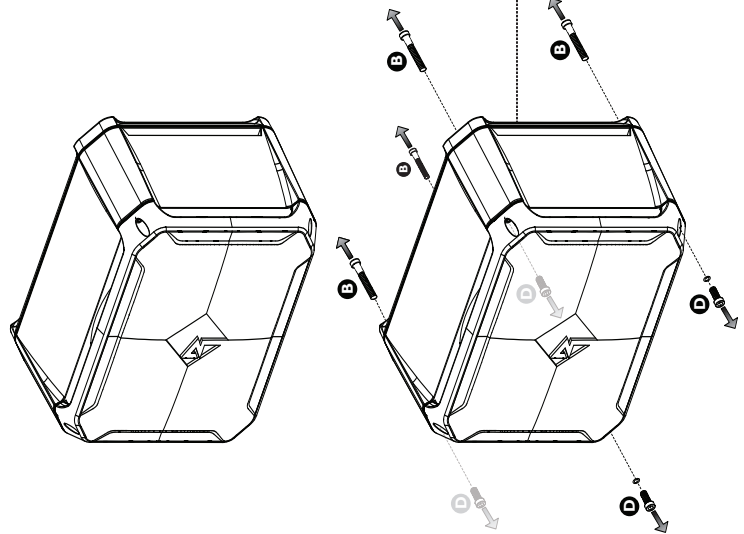
Specifications subject to change without notice.

# Hardware / Matériel / Wehrmaterial / Ferramenta / Ferreteria

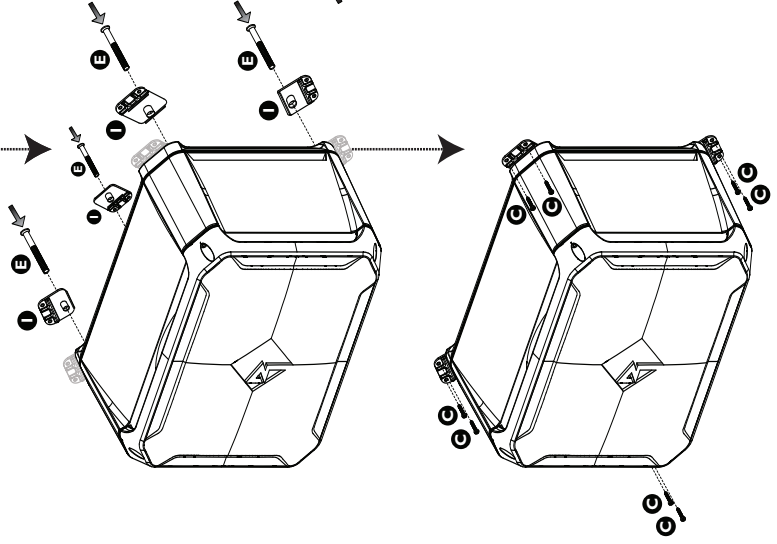


# Configuration / Configurer / Konfigureren / Configurazione / Configuración

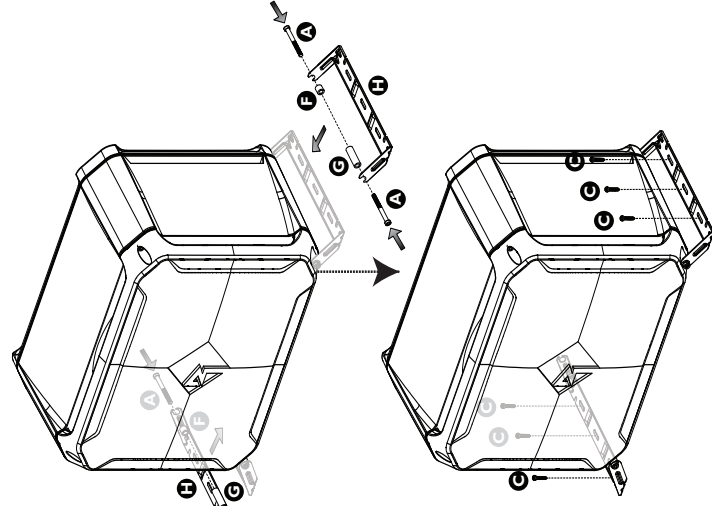
**Factory Shipped**  
 Fabrique équipe / Fabrik Schiff  
 Spedito Factory / Envíado Fábrica



**Horizontal Mount**  
 Montage Horizontale / Horizontale Montage  
 Orizzontale Installare / Horizontal Instalación



**Vertical Mount**  
 Montage Verticale / Vertikalen Montage  
 Verticale Installare / Vertical Instalación

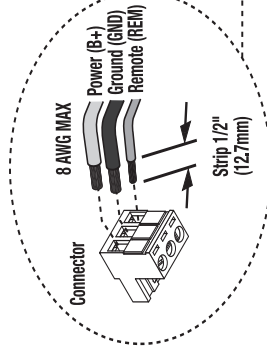


# Installation / Einbau / Installazione / Instalación

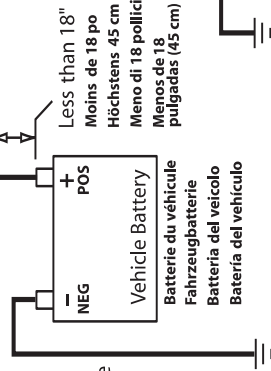
**Do not use REM if using HIGH LEVEL INPUT**  
 Ne pas utiliser si vous utilisez REM HIGH LEVEL INPUT  
 Verwenden Sie keine REM, wenn Sie HOCHRANGIGEN INPUT  
 on usare se si utilizzano i REM ALTO LIVELLO INGRESSO  
 No usar si se utiliza REM ALTO NIVEL DE ENTRADA



Connect to Source unit's  
 accessory lead or  
 switched 12V source  
 Raccorder au fil du jack  
 accessoire de l'unité source  
 ou passer à la source 12 V  
 Am Zubehörkabel des  
 Source-Geräts anschließen  
 oder die 12-Volt Quelle wechseln.  
 Collegare al cavo di tensione  
 accessorio dell'unità di fonte  
 o alla fonte commutata a 12 volt  
 Conecte al conector accesorio  
 de la fuente o a una fuente de  
 12 voltos con interruptor

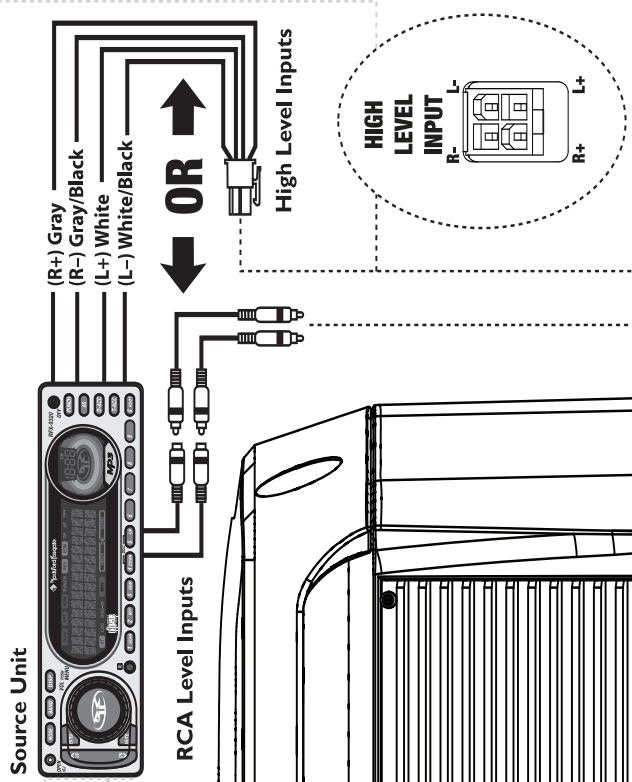


Fuse 40A  
 Fusible 40A  
 Sicherung 40A  
 Fusibile 40A




\*Keep Grounds as short as possible  
 \*Garder les fils de masse aussi courts que possible  
 \*Die Erdungskabel so kurz wie möglich halten  
 \*Tenere i fili di terra il più corto possibile  
 \*Mantenga las conexiones a tierra lo más cortas posibles

Connect to chassis ground of vehicle\*  
 Brancher sur la masse du véhicule\*  
 Am Fahrgestellerrückungskabel anschließen\*  
 Collegare alla terra del telaio del veicolo\*  
 Conecte a la masa del vehículo\*

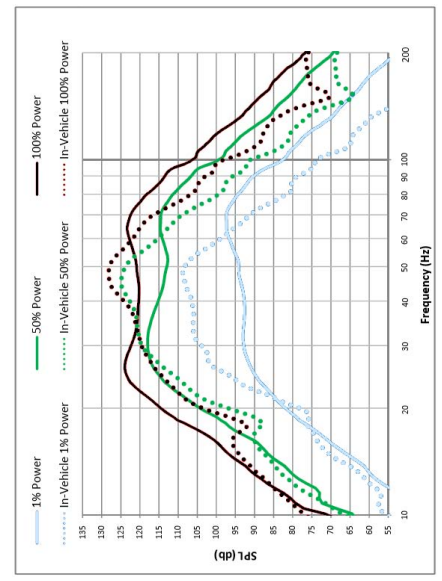
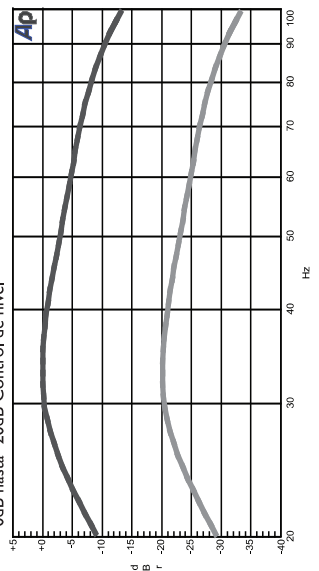


Refer to Knowledge Base Answer ID #46  
 (Gain Tutorial)  
[www.rockfordfosgate.com/rftch](http://www.rockfordfosgate.com/rftch)

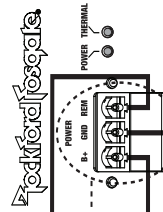
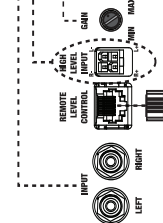


PEQ (optional)

0dB to -20dB Level Control  
 0dB à -20dB Niveau de contrôle  
 0dB und -20dB Niveau Kontrolle  
 0dB a -20dB Livello di controllo  
 0dB hasta -20dB Control de nivel



Rockford Fosgate



3

## LIMITED WARRANTY STATEMENT

Rockford Corporation offers a limited warranty on Rockford Fosgate products on the following terms:

### Length of Warranty

**Amplified Subwoofers – 1 Year. Any Factory Refurbished Product – 90 days (receipt required)**

### What is Covered

This warranty applies only to Rockford Fosgate products sold to consumers by Authorized Rockford Fosgate Dealers in the United States of America or its possessions. Product purchased by consumers from an Authorized Rockford Fosgate Dealer in another country are covered only by that country's Distributor and not by Rockford Corporation.

### Who is Covered

This warranty covers only the original purchaser of Rockford product purchased from an Authorized Rockford Fosgate Dealer in the United States. In order to receive service, the purchaser must provide Rockford with a copy of the receipt stating the customer name, dealer name, product purchased and date of purchase. Products found to be defective during the warranty period will be repaired or replaced (with a product deemed to be equivalent) at Rockford's discretion.

### What is Not Covered

1. Damage caused by accident, abuse, improper operations, water, theft, shipping
2. Any cost or expense related to the removal or reinstallation of product
3. Service performed by anyone other than Rockford or an Authorized Rockford Fosgate Service Center
4. Any product which has had the serial number defaced, altered, or removed
5. Subsequent damage to other components
6. Any product purchased outside the U.S.
7. Any product not purchased from an Authorized Rockford Fosgate Dealer

### 4 Limit on Implied Warranties

Any implied warranties including warranties of fitness for use and merchantability are limited in duration to the period of the express warranty set forth above. Some states do not allow limitations on the length of an implied warranty, so this limitation may not apply. No person is authorized to assume for Rockford Fosgate any other liability in connection with the sale of the product.

### How to Obtain Service

Contact the Authorized Rockford Fosgate Dealer you purchased this product from. If you need further assistance, call 1-800-669-9899 for Rockford Customer Service. You must obtain an **RA# (Return Authorization number)** to return any product to Rockford Fosgate. You are responsible for shipment of product to Rockford.

### EU Warranty

This product meets the current EU warranty requirements, see your Authorized dealer for details.



**Rockford Fosgate**  
Rockford Corporation  
600 South Rockford Drive  
Tempe, Arizona 85281 U.S.A.  
In U.S.A., (480) 967-3565  
Customer Service 1-800-669-9899  
[www.rockfordfosgate.com](http://www.rockfordfosgate.com)



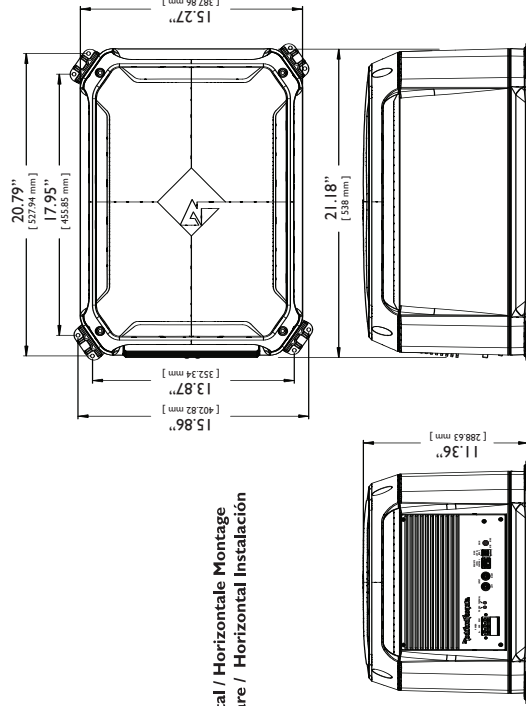
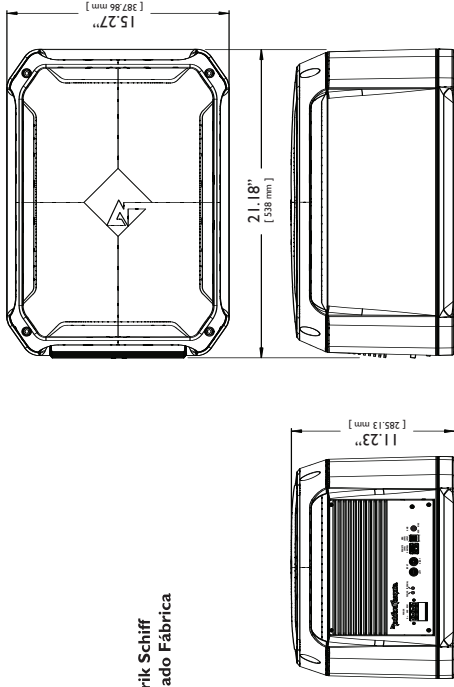
Designed and Engineered by **Rockford Fosgate, Tempe, AZ, USA.**

©2009 Rockford Corporation. All rights reserved.  
Rockford Fosgate and the Rockford Fosgate logo are either registered trademarks or trademarks of Rockford Corporation.

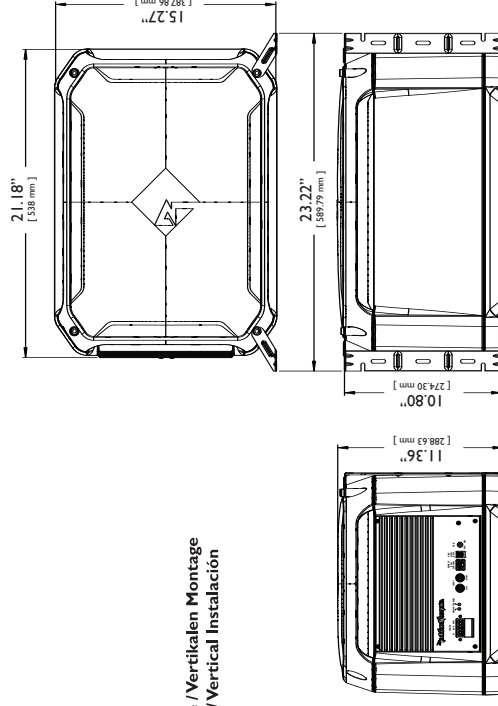
05/2009 E.R.  
'WebWizard'  
1230-55114-01

Printed in China

Factory Shipped  
Fabrique équipe / Fabrik Schiff  
Spedito Factory / Enviado Fabrica



Horizontal Mount  
Montagne Horizontale / Horizontale Montage  
Orizzontale Installare / Horizontal Instalación



Vertical Mount  
Montagne Verticale / Vertikalen Montage  
Verticale Installare / Vertical Instalación