



Installation Manual Double DIN Kit

Part-no.: CA-HM-HYU.002OEM

• Hyundai iX35

Compatible with these Pioneer double DIN devices

Pioneer Navigation



Double DIN Kit contents


- (1) Facia Plate
- (2) Mounting Brackets

*All installation work must be performed by a qualified professional installer only.
The manufacturer / dealer is not liable for any kind of incidental or indirect damages.*

Installation Manual Double DIN Kit Hyundai iX35



1. Press down upper panel in order to unclip it (see arrows)




5. Mount brackets to Pioneer head unit
Connect all wires
Fix Pioneer head unit onto dashboard with 4 screws




2. Remove screws



6. Place fascia plate



3. Remove panel below OEM head unit
Remove screws below OEM head unit (see arrows)



4. Remove OEM head unit