



2-DIN 12.301114-03 (Black)
12.301114-04 (Antracite)
12.301114-05 (Silver)

Installation manual for:
**Ford Focus 2004 -->/ C-Max/ Fiesta
2006 -->/ S-Max 2006 -->/ Galaxy
2006 -- >**



Installation kit includes the following items:



- * 1X 2-ISO 100 mm. metal bracket
- * 1X Replacement panel
- * 1X Radio trim
- * 2X Mounting plates
- * 2X Mounting spacers
- * 4X Screws
- * 2X Cushion
- * 2X Radio keys



Pioneer HD1BT

We advice to use the following positions.
Other positions are also possible.

Use position 1 marked with a cross.
Use position 14 & 16 marked with an arrow.
Measured from left to right.



Pioneer Avic D3

We advice to use the following positions.
Other positions are also possible.

Use position 1 marked with a cross.
Use position 9 & 11 marked with an arrow.
Measured from left to right.

* Mount the plates.

2-DIN 12.301114-03 (Black)
12.301114-04 (Antracite)
12.301114-05 (Silver)

1



Remove original radio.

2



Place replacement panel for Ford.

3



Place 2-DIN metal bracket

4



Place head unit and radio trim

Connect all of the needed wiring harnesses and check all connections carefully