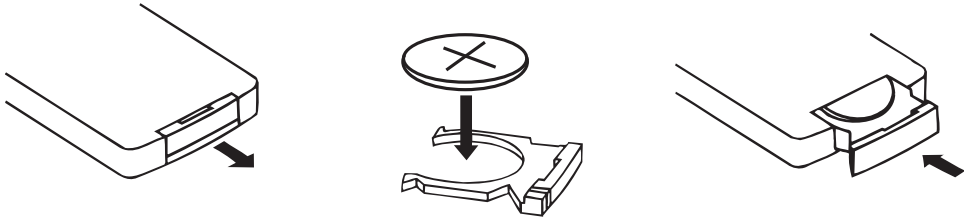




Sostituzione pila telecomando • Changing the remote control battery  
 Auswechseln der Batterie der Fernbedienung • Sustitución pila telecomando

Battery mod. CR2025 Litium - 3V



Caratteristiche tecniche • Technical specifications  
 Technische Merkmale • Características técnicas

Banda di ricezione / Reception band ..... PAL  
 Alimentazione/Power source ..... DC 12V (13,5V)  
 Consumo/Consumption ..... 10 mA max. (stand-by) / 500 mA max. (operating)



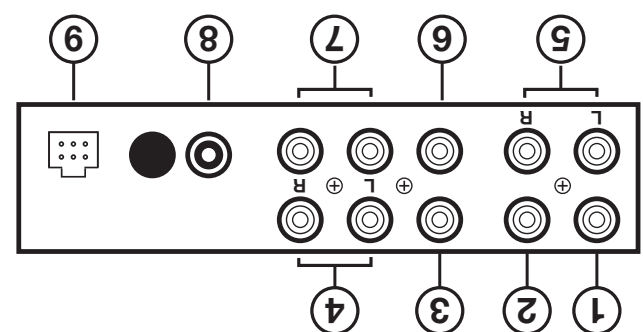
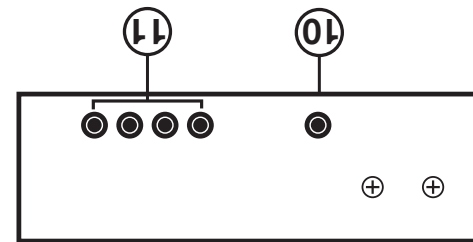
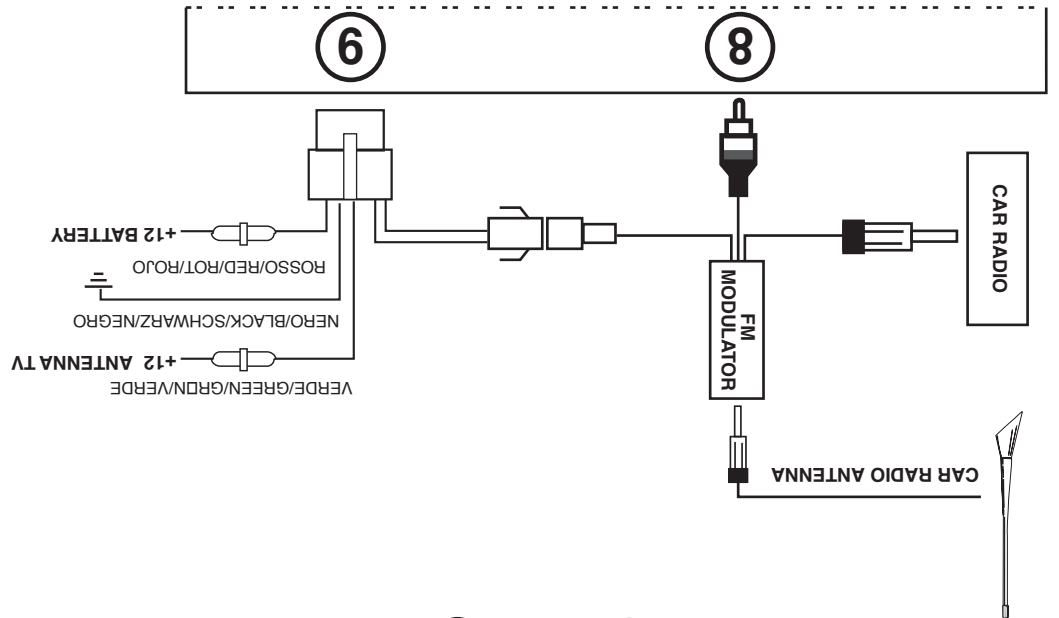
# TV TUNER

## Istruzioni di montaggio Mounting instructions Montageanleitung Instrucciones para el montaje



Via F.lli Cervi, 167/C - 42100 Reggio Emilia (Italy) ☎ Tel. ++39 0522 941621 - Fax ++39 0522 942452  
 http://www.phonocar.com ☎ e-mail:info@phonocar.it

# VM202



- 11 - ENTRADAS ANTENNAS TV
- 10 - ENTRADA SENSOR DE INFRARROJOS
- 9 - ALIMENTACION
- 8 - SALIDA MODULADOR FM
- 7 - ENTRADA AUDIO PARA VIDEO 2
- 6 - ENTRADA VIDEO 2
- 5 - SALIDA AUDIO
- 4 - ENTRADA AUDIO PARA VIDEO 1
- 3 - ENTRADA VIDEO 1
- 2 - SALIDA VIDEO 1
- 1 - SALIDA VIDEO 2

**E**

- 11 - INPUTS for TV - AERIALS
- 10 - INPUT INFRARED SENSOR
- 9 - POWER-SUPPLY
- 8 - OUTPUT FM-MODULATOR
- 7 - INPUT AUDIO for VIDEO 2
- 6 - INPUT VIDEO 2
- 5 - OUTPUT AUDIO
- 4 - AUDIO-INPUT for VIDEO 1
- 3 - INPUT VIDEO 1
- 2 - OUTPUT VIDEO 1
- 1 - OUTPUT VIDEO 2

**GB**

- 11 - EINGANG TV-ANTENNEN
- 10 - EINGANG INFRAROT-SENSOR
- 9 - STROMVERSORGUNG
- 8 - AUSGANG FM-MODULATOR
- 7 - EINGANG AUDIO FÜR VIDEO 2
- 6 - EINGANG VIDEO 2
- 5 - AUSGANG AUDIO
- 4 - EINGANG AUDIO FÜR VIDEO 1
- 3 - EINGANG VIDEO 1
- 2 - AUSGANG VIDEO 1
- 1 - AUSGANG VIDEO 2

**D**

- 11 - INGRESSI ANTENNE TV
- 10 - INGRESSO SENSORE INFRAROSSI
- 9 - ALIMENTAZIONE
- 8 - USCITA MODULATORE FM
- 7 - INGRESSO AUDIO PER VIDEO 2
- 6 - INGRESSO VIDEO 2
- 5 - USCITA AUDIO
- 4 - INGRESSO AUDIO PER VIDEO 1
- 3 - INGRESSO VIDEO 1
- 2 - USCITA VIDEO 1
- 1 - USCITA VIDEO 2

**I**